

60073.34.

RECEIVED

FEB 08 2013

CITY CLERK'S OFFICE
ST. CATHARINES, ONTARIO



NRH 3-2013

13-118-3.3.

January 25, 2013

Page 1 of 18

DISTRIBUTION

Staff: Council

Copies to:

TES: _____

PS: _____

LS: _____

HR: _____

FIRE: _____

FMS: _____

EDTS: _____


CAC/MAYOR

Recommendation:

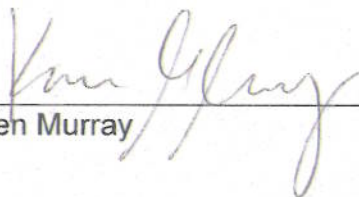
That Niagara Regional Housing Quarterly Report be approved and forwarded to the Public Health and Social Services Committee and subsequently to Regional and Municipal Councils for information.

Submitted by;

Approved by:



Lora Beckwith
General Manager



Karen Murray

BOARD DIRECTORS

4th Quarter 2012

October 1, 2012 – December 31, 2012

KAREN MURRAY
Chair

Public at Large
St. Catharines

HENRY D'ANGELA
Vice-Chair
Regional Councillor
Thorold

CATHERINE JOLLIFFE
Treasurer
Stakeholder, Welland

BETTY ANN BAKER
Secretary
Stakeholder, Welland

DAVID BARRICK
Regional Councillor
Port Colborne

KAREN BLACKLEY
Stakeholder
Thorold

SHIRLEY CORDINER
Public-at-large
Fort Erie

BARBARA HANNAH
Tenant
Niagara Falls

Vacant
Stakeholder

GEORGE MARSHALL
Regional Councillor
Welland

PATRICK O'NEILL
Stakeholder
St. Catharines

JOHN OSCZYPKO
Public-at-large
Welland

TIM RIGBY
Regional Councillor
St. Catharines

RONNA KATZMAN
Regional Councillor
St. Catharines

GOVERNANCE

Niagara Regional Housing is governed by a cross-representational Board of Directors which consists of 14 members, representing regional council, tenants, housing providers, and the public-at-large. This section describes key activities and decisions made by the Board during the period of the report.

Reports

The following reports were received and/or approved by the Board:

1. 3rd Quarter – July 1 to September 30, 2012 Report to Council
2. 3rd Quarter – July 1 to September 30, 2012 Report on Operations
3. NRH 2012 Annual General Meeting (AGM)
4. Bill 140 – *Housing Services Act*: Local Rule – Damage Arrears
5. 2011 Ontario Municipal Benchmarking Initiative (OMBI)
6. Housing and Homeless Action Plan Workbook
7. Proposed Strategic Plan Goals
8. Financial Statement as at September 30, 2012
9. Niagara Community Observatory Policy Brief
10. Board Composition
11. Broadoak Capital Budget Overage
12. Financial Statement as at October 31, 2012
13. NRH Annual Report 2011

Note: The above list does not include confidential reports



APPLICANTS FOR AFFORDABLE HOUSING

Households interested in affordable housing submit their application and have their eligibility assessed to be on the Affordable Waiting List for Niagara region. This Waiting List offers applicants the choice of where they would like to live including: accommodation with non-profit and co-operative housing providers; NRH owned units; or privately owned buildings.

Affordable Housing Wait List

The waiting list is reviewed on an ongoing basis. Households are given the opportunity to confirm their interest and update information allowing NRH to verify ongoing eligibility. If a household is no longer interested or ineligible, their application is cancelled.

| Waiting List Dec 31/12 | Waiting List Sep 30/12 | Waiting List Jun 30/12 | Applications Received | Ineligible Applications | Cancelled Applications | Housed Applications |
|---------------------------|---------------------------|---------------------------|--------------------------|----------------------------|---------------------------|------------------------|
| 5831 | 5910 | 5675 | 466 | 33 | 389 | 190 |



Priority Groups

Applicants are offered units based on their date of application (chronological) with the exception of three groups that are granted priority status through Legislation: Victims of Violence, Health & Safety and Homeless. This priority allows them to be offered units before other applicants on the Waiting List.

| 4th Quarter 2012 | | | | | |
|---------------------|-----------------------------|-------------------------|------------|------------|-----------|
| Priority Group | Total as of Dec 31, 2012 | % of Total Wait List | Received | Approved | Denied |
| Victims of Violence | 146 | 2.5 | 65 | 51 | 14 |
| Health & Safety | 146 | 2.5 | 91 | 40 | 51 |
| Homeless | 589 | 10.1 | 101 | 191 | 10 |
| Total | 881 | 15.1 | 257 | 182 | 75 |



NRH OWNED UNITS

Niagara Regional Housing owns and manages a portfolio of 2,694 units consisting of high-rise and low-rise apartment buildings, townhouses and detached houses. Over 6,500 residents (families, single adults and seniors) live in these units and pay rent based on their household income. The Operations Division oversees day-to-day building maintenance, renovations and capital upgrades, and provides tenant services.

TENANT MOVE-OUTS

There has been a 3% increase in move-outs this year over the annual move-outs from 2011. The higher number of move outs is mainly a result of continuous regeneration work in our communities.

Number of Move-outs

| | 1 st Q Monthly | 2 nd Q Monthly | 3 rd Q Monthly | 4 th Q Monthly | Annual/ YTD Total |
|------|------------------------------|------------------------------|------------------------------|------------------------------|----------------------|
| 2009 | 75 | 109 | 103 | 78 | 365 |
| 2010 | 87 | 84 | 77 | 90 | 338 |
| 2011 | 70 | 76 | 93 | 119 | 358 |
| 2012 | 95 | 96 | 96 | 82 | 369 |

2012 Tenant Move-outs by Reason

| | | | |
|-------------------------------|----|--------------------------------|-----|
| Health | 24 | NRH Transfer | 94 |
| Long Term Care Facility | 29 | Moved to Coop or NFP | 7 |
| Deceased | 70 | Bought a Home | 3 |
| Private Rental | 53 | Left Without Notice | 8 |
| Voluntarily Left Under Notice | 20 | None Given | 32 |
| Eviction – Tribunal* | 13 | No Longer Eligible for Subsidy | 0 |
| Other | 16 | Total Move-outs | 369 |

*Of the above evictions, 5 were assisted by the Sheriff, the balance left voluntarily under an Ontario Landlord Tenant Board (LTB) order.

APPLICANT/TENANT APPEALS

Status of Appeals

The Housing Services Act stipulates that applicants and tenants be provided with an opportunity to appeal any specific adverse decision and comment on any third party information that might form a significant basis for the decision.

| Total Appeals Sept. Year-To-Date | | This Quarter | | |
|----------------------------------|------|--------------|--------|------------|
| 2011 | 2012 | Total | Upheld | Overturned |
| 24 | 22 | 7 | 5 | 2 |

DAY-TO-DAY MAINTENANCE

Work Orders

There were **71** more work orders issued in this quarter than for the same quarter in 2011.

| | 1 st Quarter | 2 nd Quarter | 3 rd Quarter | 4 th Quarter | Total Annual/YTD |
|---------------------------------|----------------------------|----------------------------|----------------------------|----------------------------|---------------------|
| Avg. Work Orders Issued 2009 | 2,310 | 2,115 | 2,403 | 2,313 | 9,141 |
| Avg. Work Orders Issued 2010 | 2,307 | 2,346 | 2,481 | 2,694 | 9,828 |
| Act. Work Orders Issued in 2011 | 2,450 | 2,263 | 2,353 | 2,480 | 9,546 |
| Act. Work Orders Issued in 2012 | 2,387 | 2,365 | 2,411 | 2,551 | 9,714 |

CAPITAL PROGRAM

Capital Works Projects

The capital program is on target. There are 16 projects still in progress.

| | 2012 Total to Date | | | | 4th Quarter Activity | |
|-----------------------|--------------------|---------------------|---------|-----------|----------------------|----------|
| | Total | Tendered/ Quoted | Awarded | Completed | Tendered/ Quoted | Awarded |
| # of Capital Projects | 59 | 59 | 59 | 43 | 9 | 9 |

CCC

NON-PROFIT AND CO-OPERATIVE HOUSING PROVIDERS

Niagara Regional Housing administers the affordable housing program to 66 non-profit and co-operative housing providers. These independent corporations own and manage a portfolio of over 3,900 market and rent-geared-to-income units. NRH also administers the rent supplement program with private market landlords who offer an additional 938 units of rent-geared-to-income housing.

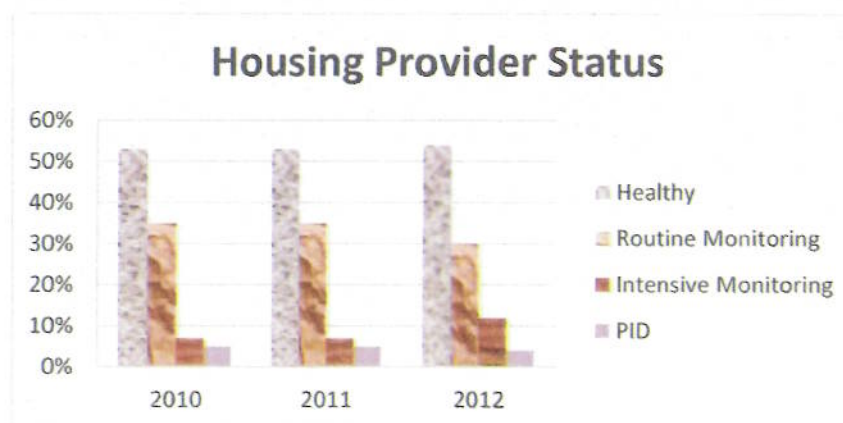
OVERSIGHT OF HOUSING PROVIDERS

Operational Reviews

The Housing Services Act allows a service manager "to appoint any of its employees or agents to conduct an audit or investigation for the purpose of ensuring that a housing provider operating a housing project is complying with the Act and the Regulations."

NRH undertakes operational reviews of its housing providers on a 4 year cycle, depending on the provider's overall performance rating. Providers that are rated as a potential risk are reviewed more frequently (i.e., annually), while providers that are in full compliance are reviewed on a 4-year cycle, which allows staff to work closely with providers who need the additional assistance to bring them into compliance.

The majority of housing providers (56%) are healthy indicating that there is good governance and management. However several providers require additional support (31% require routine monitoring/11% require intensive monitoring). The remaining 2% are deemed projects in difficulty and corrective action is underway with these providers.



COMMUNITY PARTNERSHIPS

The following is a full list of services and supports in NRH communities this quarter. Full program lists are included in the 3rd and 4th Quarterly Reports in order to capture the regular fall/winter/spring and summer schedules in NRH communities. The 2nd and 3rd Quarterly Reports include only programs that are new in our communities.

| Community | Partner | Program | Age Group | Average # of Participants per Program /Class |
|---|---------------------------------|---|-----------|--|
| Fort Erie | | | | |
| Bowden Families | Bridges Community Health Centre | You're The Chef | 6 - 18 | 6 |
| | Fort Erie Multicultural Centre | Tea 'N' Talk (adult program) | Adults | 1/day |
| | Fort Erie Multicultural Centre | After School programming | 6 - 18 | 15 |
| | Fort Erie Multicultural Centre | Math Tutoring | 6 - 18 | 4 |
| Grimsby | | | | |
| 30 Robinson | Healthwell | Physiotherapy | Seniors | 6 - 8 |
| | Seniors Community Programs | Healthy Safe and Strong Exercise program | Seniors | 8 - 10 |
| Lincoln (Beamsville) | | | | |
| 4278 Queen Street | Seniors Community Programs | Seniors Community Programs | Seniors | 8 - 10 |
| Niagara Falls | | | | |
| 3874 Portage Road | Seniors Community Programs | Healthy Safe and Strong Exercise program | Seniors | 16-21 |
| 4900 Buckley Avenue (WSL = Wellness Supportive Living) | (WSL)Community Health Centres | Wellness Clinic | Seniors | 15-20 |
| | Meals on Wheels | Monthly Meal Program | Seniors | 20-25 |
| | (WSL)Seniors Community Programs | Exercise Program/ Buckley Buddies/Chronic Pain Management | Seniors | 15-20 |
| | (WSL)Community Health Centre | Flu Clinic | Seniors | 40 |

| Community | Partner | Program | Age Group | Average # of Participants per Program /Class |
|---|--|---|------------|--|
| 4900 Buckley Avenue continued (WSL = Wellness Supportive Living) | (WSL)Community Support Services Niagara | Holiday Mingle and Jingle | Seniors | N/A |
| | March of Dimes (MOD) /Community Support Services of Niagara (CSSN) /Seniors Community Programs (SCP) | Wellness Supportive Living Program (WSLP) | Seniors | N/A |
| 4520 Huron Street | Community Support Services Niagara | *Grab Bar Presentation | Seniors | 11 |
| | Niagara Region Public Health | Bed Bug Presentation | Seniors | 20 |
| Warden and Waters Families | Niagara Worship Centre | Drop-in Centre | All | 9 |
| | South Minister United Church | Children and Parent Activities | Families | N/A |
| | Central Community Church | Children and Youth Recreation Activities | All | 9 |
| Niagara-on-the-Lake | | | | |
| 300 Davy Street | Reflexology | Reflexology | Seniors | N/A |
| | Musician (son of tenant) | *Christmas Entertainment | Seniors | 7 |
| St. Catharines | | | | |
| Old Pine Trail Families | RAFT / Community Connector | Community Dinner | All | 8 |
| | RAFT / Community Connector | *Halloween Party Community Dinner | Kids | 10 |
| | NRH / RAFT / Community Connector / Regional Partners | Fairview Neighbourhood Community Integration Project Meeting | Adults | 20 |
| | Central Community Church | Adopt A family | 2 families | N/A |
| | RAFT / Community Connector | *Income Generation Project (OW, Start Me Up Niagara and YMCA) | Families | 2 |
| | RAFT / Community Connector / NRH and Central Community Church | *Random Acts of Kindness (community Clean up | All | 6 volunteers |

| | RAFT / Community Connector | *Christmas Party | Families | 60-75 kids |
|--|---|--|-----------------|--|
| Community | Partner | Program | Age Group | Average # of Participants per Program /Class |
| 14 Centre Street | Court Street Pharmacy | Different Health Topics | Seniors | 20 - 30 |
| | Social Club | Community Dinner | Seniors | 70- 80 |
| | *Social Club | Halloween Dance Party | Seniors | 60 - 70 |
| | Seniors Community Programs | Healthy Safe and Strong Exercise program | Seniors | 10 - 12 |
| Manchester Families | Bethlehem Place | Drop-in Centre | 0-6 and parents | 65 adults 49 children |
| | Niagara Child & Youth Services | Music Program | 12-18 | 10 |
| | RAFT | After School/Evening Program | 12-18 | 11-13 |
| | The Boys & Girls Club | Homework Help | 12-18 | 12 |
| | YWCA | Girls Group | 12-18 | 10 |
| 45 Manchester /St. Catharines | The City of St. Catharines/ Community Care of St. Catharines and Thorold | Community Garden Clean-up and Harvest | All | 40 |
| 479 Carlton (WSL= Wellness Supportive Living) | (WSL)Community Support Services Niagara | Assisted Shopping | Seniors | 11 |
| | (WSL)Community Support Services Niagara | Pet Therapy | Seniors | 13 |
| | (WSL)Community Support Services Niagara | The Friendly Recipe Club | Seniors | N/A |
| | (WSL)Community Support Services Niagara | Christmas Breakfast at Carlton | Seniors | N/A |
| | (WSL)Seniors Community Programs | Laugh Yourself Happy | Seniors | 10 |

| Community | Partner | Program | Age Group | Average # of Participants per Program /Class |
|---|--|--|-----------|--|
| 479 Carlton Continued (WSL= Wellness Supportive Living) | (WSL)Seniors Community Programs | Chronic Pain Management | Seniors | 9-13 |
| | (WSL)Seniors Community Programs | Healthy Safe and Strong Exercise program | Seniors | 10-17 |
| | (WSL)Seniors Community Programs | Nordic Pole Walking Event | Seniors | 15 |
| | (WSL)Quest Community Health Care | Flu Shot Clinic | Seniors | 18 |
| | The Salvation Army | Warm Meal Program | Seniors | 65 |
| | March of Dimes (MOD) /Community Support Services of Niagara (CSSN) /Seniors Community Programs (SCP) | Wellness Supportive Living Program (WSLP) | Seniors | N/A |
| | Multiple Sclerosis Society | Wii Fit for Fun Program | Seniors | 2 |
| Rykert Families | RAFT /Community Connector | Family Programs | Families | N/A |
| | RAFT /Community Connector | Community Dinner/Halloween Party | Families | 25 |
| | RAFT/Community Connector | Random Acts of Kindness Event | Families | 12 |
| | RAFT/Community Connector | Annual General Meeting | Families | 30-40 |
| | RAFT/Community Connector | Rykert Christmas Dinner | Families | 60-75 |
| | Central Community Church | Adopt-a-Family | Families | 3 |
| | RAFT | Rykert Teen Program – Music, physical activity, homework, cooking, movie night and games | 12-16 | 8 |
| | | Youth Culture Connect | 6 -16 | 8 |

| Community | Partner | Program | Age Group | Average # of Participants per Program /Class |
|--|--|---|-------------|--|
| Rykert Families continued | RAFT continued | Castle Project Games Night (with Niagara Public Health) | 6 - 16 | 8 |
| | | Ghost Tour of Fort George | 6 - 16 | 8 |
| | Bethlehem Place | Brighter Day Stay and Play Centre | 0 - 6 | N/A |
| Gale Crescent (WSL= Wellness Supportive Living) | (WSL) March of Dimes | Attendant Care Services and Personal Care | Seniors | 12 - 18 |
| | (WSL) Seniors Community Programs | Healthy Safe and Strong Exercise program | Seniors | 15- 20 |
| | (WSL)Community Support Services of Niagara | Assisted Shopping | Seniors | 10 - 15 |
| | | Craft Program | | 10 - 20 |
| | | Good Food Box | | 5 - 12 |
| | | Pet Therapy | | 22 |
| | | Security Checks | | N/A |
| | Court Street Pharmacy | Bingo | Seniors | N/A |
| | | Movies | | N/A |
| | Salvation Army | Cafe | Seniors | N/A |
| | | Health and Education | | 15- 20 |
| | Salvation Army | Community Dinner | Seniors | 45 - 50 |
| | Start Me Up Niagara | Drum Making Projects | 55 and over | 15-20 |
| | Niagara Public Health | Flu Shot Clinics | Seniors | N/A |
| | (WSL) Seniors Community Programs | Nordic Pole Walking Event | Seniors | N/A |
| | Social Club | Halloween Party | Seniors | 34 |
| | Social Club | Christmas Bazaar | Seniors | N/A |
| | Social Club | Christmas Dinner | Seniors | 27 |

| Community | Partner | Program | Age Group | Average # of Participants per Program /Class |
|---|--|---|-----------------|--|
| Welland | | | | |
| 124/140 Elmview | Seniors Community Programs | Healthy Safe and Strong Exercise program | Seniors | 8-10 |
| Fitch Street | Community Care Access Centre | Support and Visits | Seniors | 8 - 12 |
| | Seniors Community Programs | Healthy Safe and Strong Exercise program | Seniors | 8 - 10 |
| 211 King Street (WSL=Wellness Supportive Living) | (WSL) Seniors Community Programs | Diabetic Foot Care Clinic Exercise Program Friendly Recipe Club Wellness Clinic Nordic Pole walking | Seniors | 5-10 10-20 10 30 - 40 12 |
| | (WSL)Community Support Services of Niagara | Assisted Shopping Craft Program Friendly Recipe Club Good Food Box Security Checks | Seniors | 5 8-10 6-10 N/A 22 |
| | CSSN | Pet Therapy | Seniors | 12 |
| | (WSL) March of Dimes | Attendant Care Services and Personal Care | Seniors | N/A |
| McLaughlin Families | Faith Welland | "Banana Café" (variety of after-school programs) | School age | 17 |
| | | *Family Ties festival of lights | Kids and adults | 20 |
| | | Not just homework Club | School age | 17 |
| | | Life Tree Café Ladies Group (cooking, sewing and knitting, etc.) | Ladies | 15 |
| | | Music lessons | Kids | 9 |
| | | Sunday Coffee Break Celebrating Friendship | All | 13 – 18 |
| | | *Halloween Party | Kids | 52 |

| Community | Partner | Program | Age Group | Average # of Participants per Program /Class |
|-------------------------------|-------------------------|-------------------------------|-----------|--|
| McLaughlin Families continued | Faith Welland continued | *Fall Gardening Workshop | Adults | 5 |
| | | Read to feed | Kids | 10 – 12 |
| | | *Christmas Breakfast | Ladies | 12 |
| | RAFT | Good Food Box | Families | 3-4 families |
| | Welland Library | Book Nook / Not Just Homework | Kids | 20 -30 |

* Special Programs - are one-time only and not part of regularly-scheduled programs



PRIVATE MARKET ASSISTANCE PROGRAMS

NRH has two key programs that make private market accommodation available to the residents of Niagara:

1. The Rent Bank Program, provides financial assistance to help tenants under threat of eviction to make their rental payments.
2. The Rent Supplement program which makes privately owned units available to applicants from the centralized waiting list on a rent-geared-to-income basis or a set allowance basis.

Rent Bank Program

NRH has partnered with Credit Counseling of Regional Niagara to administer the Rent Bank program. Tenants access the program through a network of community and social service agencies, landlords and the Credit Counseling of Regional Niagara. **Thirty-four clients** received assistance this quarter.

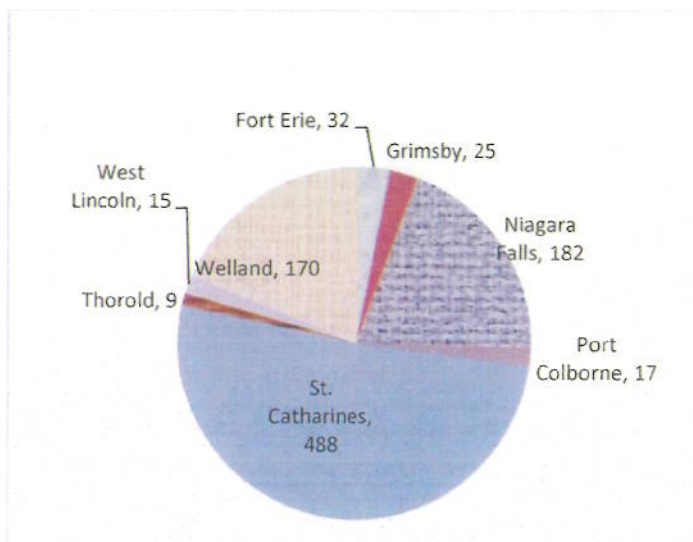
Credit Counseling of Regional Niagara has been provided with a contract termination notice. Rent Bank funding is one of 5 homelessness programs that will be consolidated in the Community Homelessness Prevention Initiative, allocation for Niagara Region.

| <u>Quarter</u> | <u># Clients</u> | <u>Approved</u> | <u>Denied</u> | <u>Appeals</u> | <u>Average Payout per client</u> |
|---|------------------|-----------------|---------------|----------------|--------------------------------------|
| 1st Quarter Jan. 1 – Mar 31, 2012 | 28 | 22 | 7 | 1 | \$1,286.27 |
| 2nd Quarter Apr. 1 – June 30, 2012 | 30 | 27 | 3 | 0 | \$1,229.69 |
| 3rd Quarter Jul. 1 – Sept 30, 2012 | 35 | 26 | 9 | 1 | \$1,214.46 |
| 4th Quarter Oct. 1 – Dec 31, 2012 | 43 | 34 | 9 | 0 | \$1,221.87 |

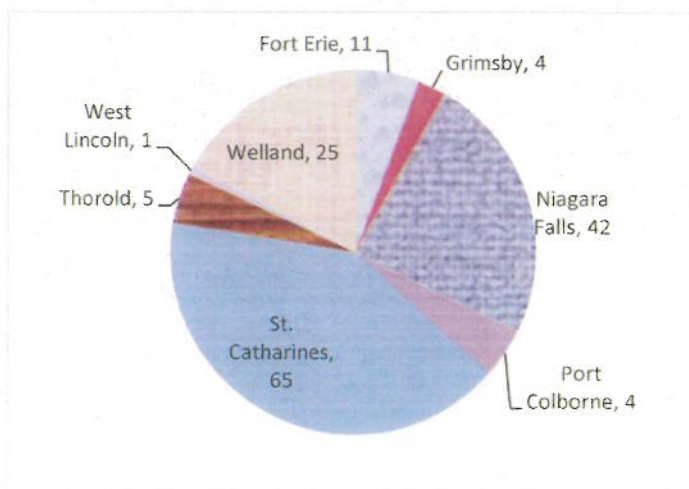
Rent Supplement Program

| PROGRAM | Units | | | |
|--|---------------------|---------------------|---------------------|---------------------------------|
| | 4th Quarter 2012 | 3rd Quarter 2012 | 2nd Quarter 2012 | 1 st Quarter 2012 |
| Regular-Commercial (Includes 94 OCHAP Units) | 418 | 421 | 420 | 426 |
| NRH Rent Supplement | 7 | 146 | 149 | 122 |
| Strong Communities Program-Regular | 162 | 162 | 162 | 167 |
| Strong Communities Program-Supportive | 76 | 77 | 77 | 77 |
| Housing First Program | 32 | 0 | 0 | 0 |
| Housing Allowance Program | 70 | 79 | 88 | 96 |
| IAH Program | 173 | 20 | 7 | 0 |
| TOTAL | 938 | 905 | 903 | 888 |

Total Rent Supplement Units December 31, 2012



Total Rent Supplement Landlords December 31, 2012



Homeownership Program

The Homeownership component of the *Investing in Affordable Housing* in Ontario assists low to moderate income rental households in the purchase of a home by providing down payment assistance in the form of a forgivable loan. This program was extended to include an allocation to Habitat for Humanity.

Homeownership - "Welcome Home Niagara"

This spring the *Welcome Home Niagara* program was launched with an allocation of \$156,369 of Provincial funding. Over 40 applications were received and 15 homes have been purchased. There is currently a balance of \$40,000 of Provincial funds designated to 2 Habitat for Humanity Homes that are awaiting confirmation of purchases in January 2013.

In addition, there is a balance of \$119,167.82 in the revolving homeownership fund.

AFFORDABLE HOUSING DEVELOPMENT

Niagara Regional Housing has participated in all four of the Federal/Provincial development programs that have been offered to date. These programs offer capital forgivable loans to interested developers and housing providers who are interested in developing new, or renovating existing buildings to create affordable housing units.

New Development

There are now 4 (including IAH) development programs since 2006 resulting in a total of 530 new AHP units of affordable housing in Niagara and 67 new IAH units under construction:

1. **Opening Doors Together – Pilot Program (2006)** **COMPLETED**
 Total Federal/Provincial Funding \$5,117,182*
 Total # of Units: 178 *
 Total # of Proponents: 7 *
 (*2 units in St. Catharines sold to new owner but remain under program and included in inventory)
2. **Wave 1 Program (2008)** **8 Projects COMPLETED**
 Total Federal/Provincial Funding: \$11,489,900
 Total # of Units: 165
 Total # of Proponents: 8
3. **2009 Extension Program** **6 COMPLETED in 2012**
 Total Federal/Provincial Funding: \$21,373,934 **2 UNDER CONSTRUCTION (45 units)**
 Total # of Units: 187
 Total # of Proponents: 8

4. **IAH Program (Fitch Street)** **0 COMPLETED in 2012**
Total Federal/Provincial Funding: \$3,100,000 **1 UNDER CONSTRUCTION**
Total # of Units: 67
Total # of Proponents: 1 (NRH)



PUBLIC AWARENESS

Affordable housing communities are an integral part of Niagara's neighbourhoods and depend on positive relationships with local partners and surrounding communities to create healthy, productive environments. It is important that the public is made aware of the many progressive programs and initiatives that take place in affordable housing communities to improve the lives of the tenants and, through them, the larger neighbourhoods.

Pathways To Success Display

NRH hosted an informational display at Mainstream's "Pathways to Success" event in St. Catharines in November.

Brock University Partnerships

NRH was a guest/facilitator at one of Brock University's Continuing Education's "Community Conversations Cafes". These conversations are held in casual local venues and encourage members of the public to share their thoughts on designated topics. NRH participated in the conversation titled "Why get involved in the community?" "Does your neighbourhood matter to you?", which took place in October.

Building Attendant Manual

NRH produced a manual for building attendants which outlined their primary roles and responsibilities.

Housing Herald Calendar

In recognition of NRH's tenth anniversary, tenants were given a wall calendar with helpful tips relevant to each month (i.e. fire safety, summer tips, fall prevention, etc.)



Affordable Housing by Municipality

| <u>Fort Erie</u> | | <u>Grimsby</u> | | <u>Lincoln (Beamsville)</u> | |
|-----------------------------------|--------------|-----------------------------------|--------------|--|--------------|
| Type of Unit | Units | Type of Unit | Units | Type of Unit | Units |
| NRH Owned Units | 116 | NRH Owned Units | 55 | NRH Owned Units | 61 |
| Housing Providers | 429 | Housing Providers | N/A | Housing Providers | 120 |
| Rent Supplement | 32 | Rent Supplement | 25 | Rent Supplement | N/A |
| New Development | N/A | New Development | N/A | New Development | N/A |
| Households on Waiting List | 617 | Households on Waiting List | 195 | Households on Waiting List | 363 |
| <u>Niagara Falls</u> | | <u>NOTL</u> | | <u>Pelham</u> | |
| Type of Unit | Units | Type of Unit | Units | Type of Unit | Units |
| NRH Owned Units | 894 | NRH Owned Units | 40 | NRH Owned Units | N/A |
| Housing Providers | 828 | Housing Providers | N/A | Housing Providers | 64 |
| Rent Supplement | 182 | Rent Supplement | N/A | Rent Supplement | N/A |
| New Development | 74 | New Development | N/A | New Development | N/A |
| Households on Waiting List | 2,182 | Households on Waiting List | 103 | Households on Waiting List | 137 |
| <u>Port Colborne</u> | | <u>St. Catharines</u> | | <u>Thorold</u> | |
| Type of Unit | Units | Type of Unit | Units | Type of Unit | Units |
| NRH Owned Units | 88 | NRH Owned Units | 1017 | NRH Owned Units | 29 |
| Housing Providers | 139 | Housing Providers | 1766 | Housing Providers | 124 |
| Rent Supplement | 17 | Rent Supplement | 488 | Rent Supplement | 9 |
| New Development | 35 | New Development | 306 | New Development | 23 |
| Households on Waiting List | 468 | Households on Waiting List | 2,952 | Households on Waiting List | 488 |
| <u>Welland</u> | | <u>West Lincoln (Smithville)</u> | | <u>Region Wide</u> | |
| Type of Unit | Units | Type of Unit | Units | Type of Unit | Units |
| NRH Owned Units | 394 | NRH Owned Units | N/A | NRH Owned Units | 2,694 |
| Housing Providers | 427 | Housing Providers | 86 | Housing Providers | 3,983 |
| Rent Supplement | 170 | Rent Supplement | 15 | Rent Supplement | 938 |
| New Development | 92 | New Development | N/A | New Development | 530 |
| Households on Waiting List | 1,212 | Households on Waiting List | 173 | Households on Waiting List (see pg 3) | 5,831 |

*There are no affordable housing units in Wainfleet

*Note: The Rent Supplement figures include units under the Housing Allowance, OCHAP, and Eviction Prevention Programs.